


bird silhouette panels (1 of 14 pages)

(project from July/August 2008 issue, page 16)

Copy at 100%

Print out 4 pages of BIRD PANEL 1 and tape together lining up branches and leaves.

BIRD PANEL 1



bird silhouette panels (2 of 14 pages)

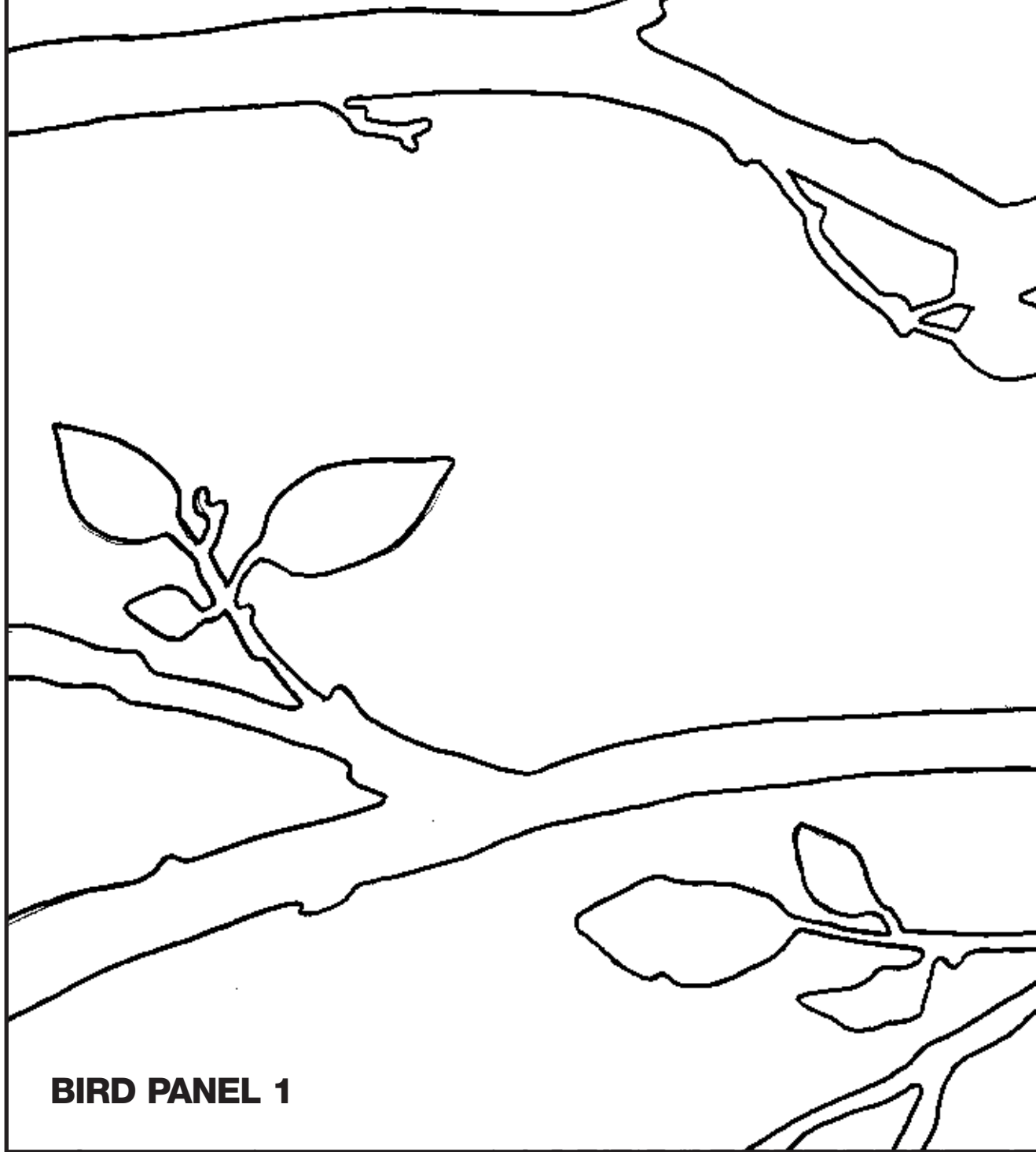
(project from July/August 2008 issue, page 16)

Copy at 100%

Print out 4 pages of BIRD PANEL 1 and tape together lining up branches and leaves.

BIRD PANEL 1





bird silhouette panels (3 of 14 pages)

(project from July/August 2008 issue, page 16)

Copy at 100%

Print out 4 pages of BIRD PANEL 1 and tape together lining up branches and leaves.



BIRD PANEL 1

bird silhouette panels (4 of 14 pages)

(project from July/August 2008 issue, page 16)

Copy at 100%

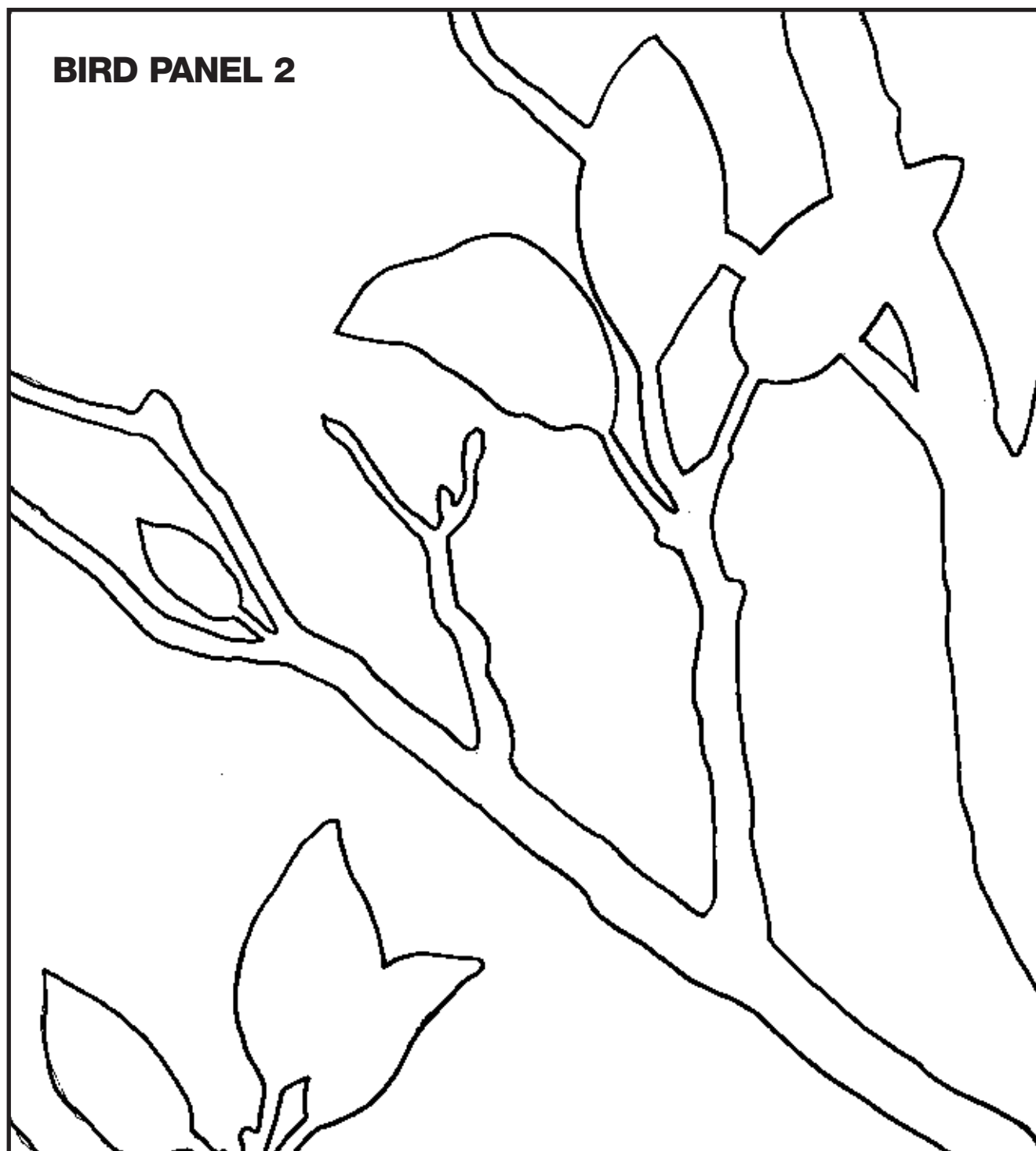
Print out 4 pages of BIRD PANEL 1 and tape together lining up branches and leaves.

bird silhouette panels (5 of 14 pages)

(project from July/August 2008 issue, page 16)

Copy at 100%

Print out 4 pages of BIRD PANEL 2 and tape together lining up branches and leaves.



bird silhouette panels (6 of 14 pages)


(project from July/August 2008 issue, page 16)

Copy at 100%

Print out 4 pages of BIRD PANEL 2 and tape together lining up branches and leaves.

BIRD PANEL 2





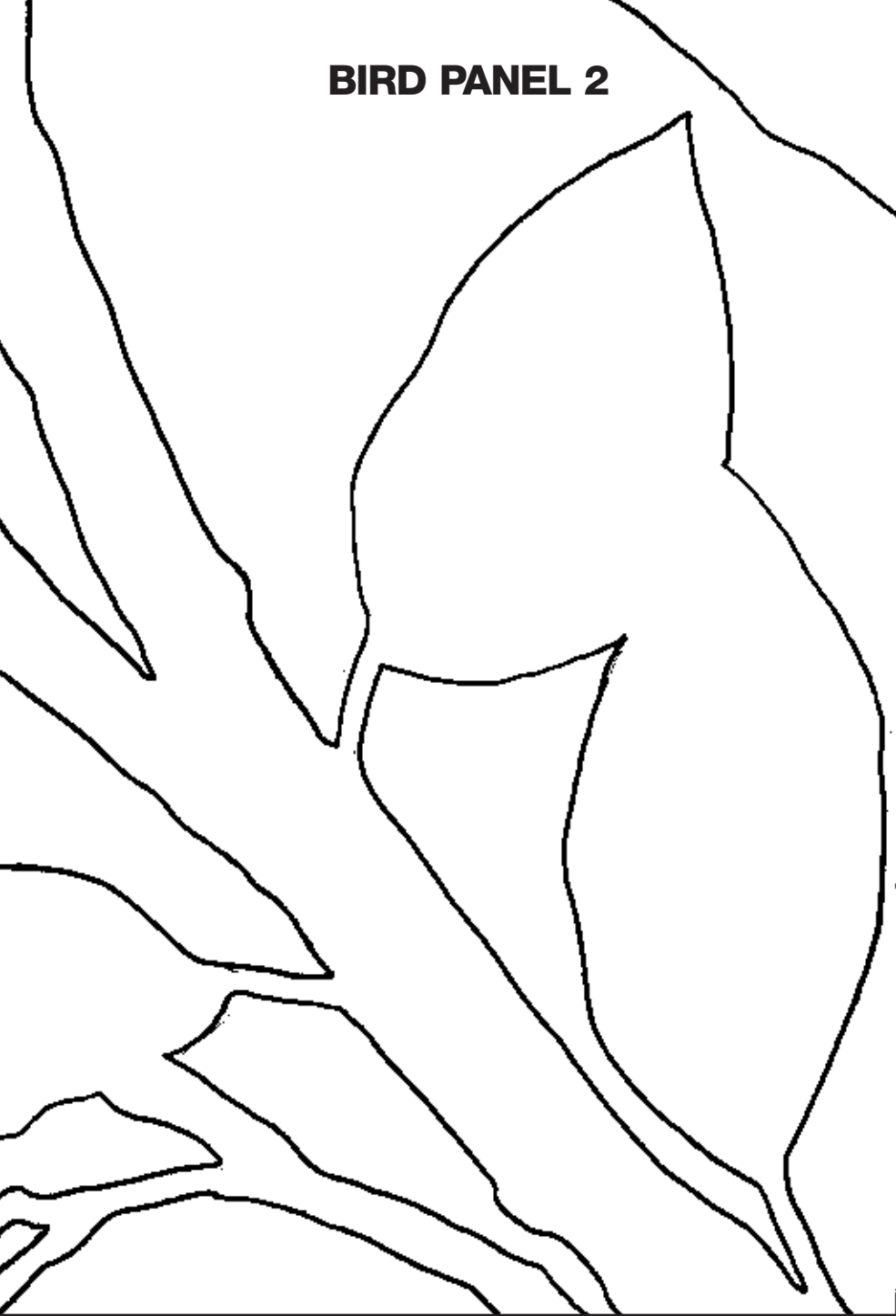
bird silhouette panels (7 of 14 pages)

(project from July/August 2008 issue, page 16)

Copy at 100%

Print out 4 pages of BIRD PANEL 2 and tape together lining up branches and leaves.

BIRD PANEL 2



bird silhouette panels (8 of 14 pages)

(project from July/August 2008 issue, page 16)

Copy at 100%

Print out 4 pages of BIRD PANEL 2 and tape together lining up branches and leaves.

bird silhouette panels (9 of 14 pages)

(project from July/August 2008 issue, page 16)

Copy at 100%

Print out 4 pages of BIRD PANEL 3 and tape together lining up branches and leaves.

BIRD PANEL 3




bird silhouette panels (10 of 14 pages)

(project from July/August 2008 issue, page 16)

Copy at 100%

Print out 4 pages of BIRD PANEL 3 and tape together lining up branches and leaves.






bird silhouette panels (11 of 14 pages)

(project from July/August 2008 issue, page 16)

Copy at 100%

Print out 4 pages of BIRD PANEL 3 and tape together lining up branches and leaves.



BIRD PANEL 3

bird silhouette panels (12 of 14 pages)

(project from July/August 2008 issue, page 16)

Copy at 100%

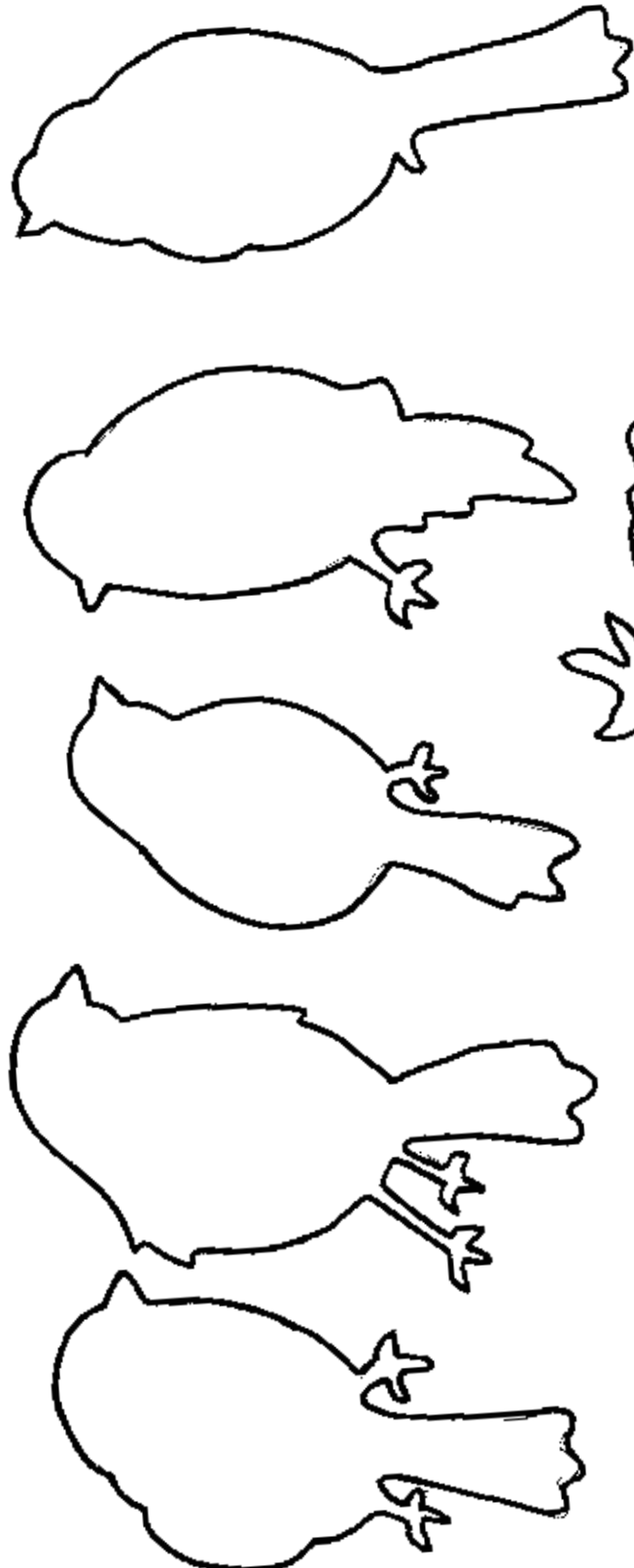
Print out 4 pages of BIRD PANEL 3 and tape together lining up branches and leaves.

bird silhouette panels (13 of 14 pages)

(project from July/August 2008 issue, page 16)

Copy at 100%

PANEL 1 BIRDS



PANEL 2 BIRDS



bird silhouette panels (14 of 14 pages)

(project from July/August 2008 issue, page 16)

Copy at 100%

PANEL 3 BIRDS

